

# 2021 Community Overview

A SOCIO-ECONOMIC PROFILE

## Village of Beiseker

**POPULATION: 856**

Trading Area Population: 300,000

### Median Age

Male	43
Female	41

**Number of Businesses:** 44  
(2019)

**Target Growth Sectors:**  
Agriculture

**Available Land:** 70 acres

### Average Household Income

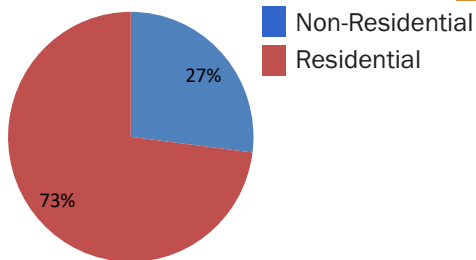
**\$86,563**

Average After-Tax  
Household Income

**\$73,415**

2015

### Property Assessments



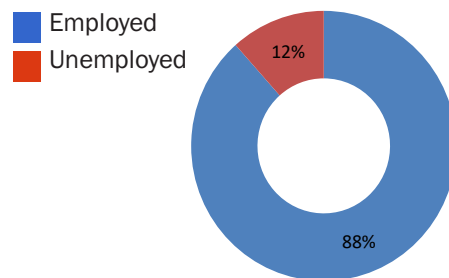
**Permits Issued (2018):** 7

**Total Permit Value (2018):**  
\$151,000

### In the

**Labour Force 425**

Participation Rate 72%



Affordable lot prices within 25 minutes of major centres make Beiseker an ideal spot for young families starting out as well as those seeking a great place to retire. Enjoy the peaceful country living and the many amenities that make up Beiseker.

A proud member of



Total Households  
for Tenure

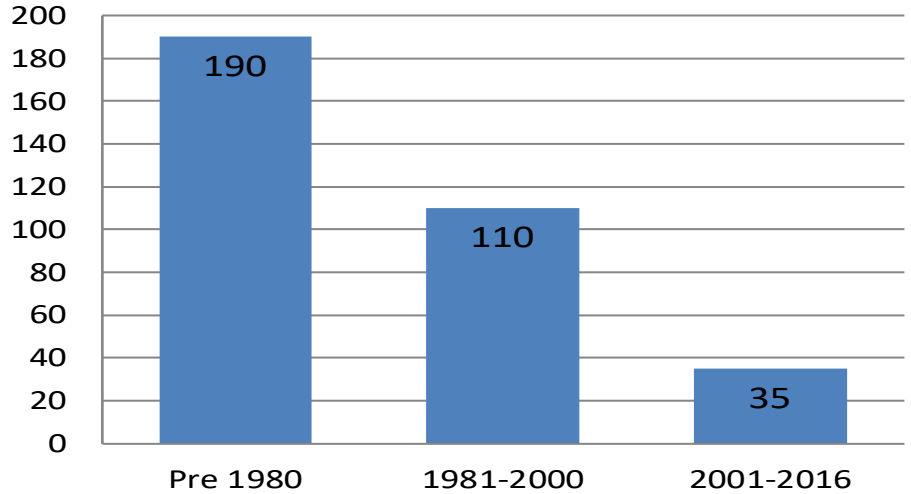
**337**

Owned **77%**  
Rented **23%**

### Housing by Structure

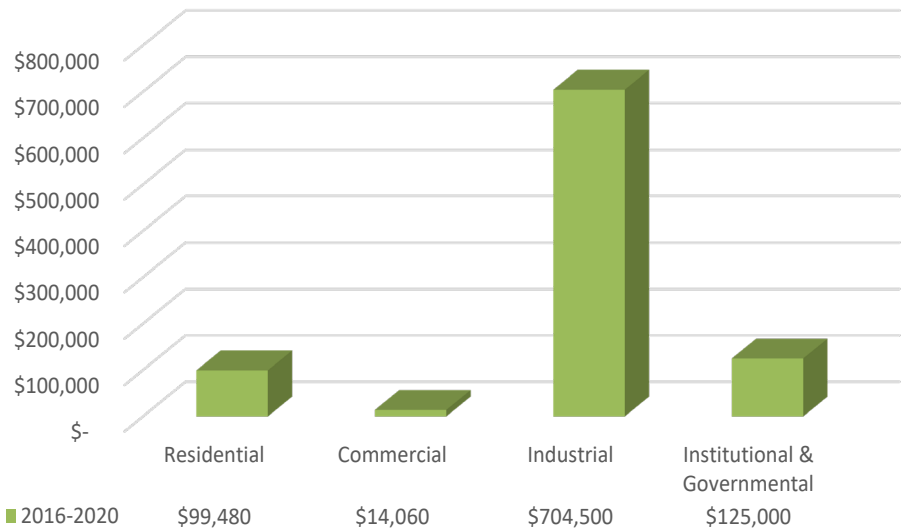
Single Family	87%
Multi-Family	13%

### Occupied Private Dwelling by Period of Construction



Average House  
Price (3 bdrm)  
**\$285,000**

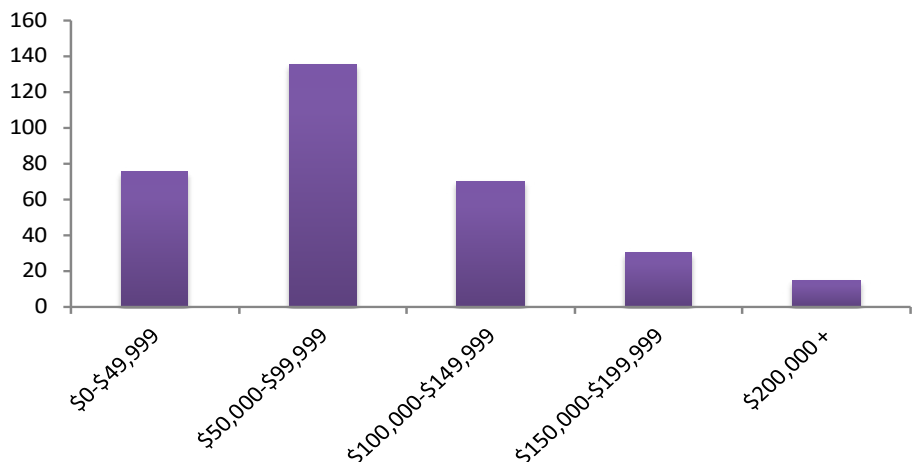
### 5-Year Average Annual Building Permits by Category



### Transportation

Located at the junction of Highways 9, 72, and 806, Beiseker is only 15 minutes east of Queen Elizabeth II (Hwy 2), 20 minutes north of Hwy 1, and 25 minutes north east of Balzac and Cross Iron Mills.

### Number of Households by Income Group





Beiseker has an active recreation coordinator and an active base of community volunteers. It has a hockey arena, skateboard park, baseball diamonds, campground, community centre, Community Links, fitness gym, playgrounds, municipal library, municipal museum, tennis courts, Meadow Lark Trail, sod hut, community garden, and a theatre club.



## Top Ten Industries

(number of jobs)

Construction	<b>85</b>
Manufacturing	<b>60</b>
Transportation and warehousing	<b>60</b>
Retail Trade	<b>45</b>
Public Administration	<b>40</b>
Finance and insurance	<b>25</b>
Wholesale Trade	<b>20</b>
Administrative, waste management and remediation services	<b>20</b>
Educational services	<b>20</b>
Accommodation and food services	<b>20</b>

## Top Employers

Beiseker Community School
Beef Steak Restaurant
Volker Stevin
Luff Industries
Richardson Pioneer
Rob Knight Trucking
Heighton Restorations
Cartel Energy
Lampson Canada
McNair Sand & Gravel

## Vehicle Registrations (2019)

**1,531**

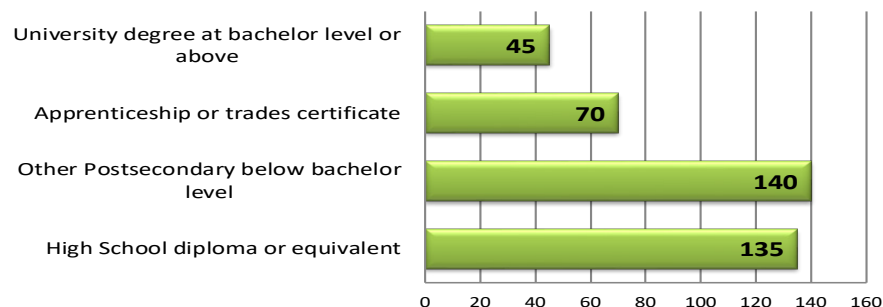
## Occupations

(number of jobs)

Trades, transport and equipment operators and related occupations	<b>180</b>
Business, finance and administration occupations	<b>85</b>
Management occupations	<b>55</b>
Sales and service occupations	<b>55</b>
Education, law and social, community and government services	<b>20</b>
Natural and applied sciences and related occupations	<b>15</b>
Art, culture, recreation and sport	<b>15</b>
Natural resources, agriculture and related production occupations	<b>15</b>
Manufacturing and utilities	<b>15</b>



## Highest Educational Attainment (Ages 25-64)





# 2021 Community Overview

A SOCIO-ECONOMIC PROFILE



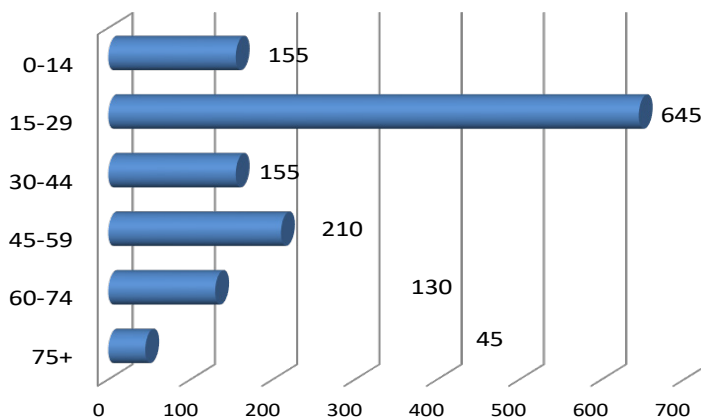
The Village of Beiseker's Medical Centre houses three doctors and serves a large rural and urban area.

## New Apprentices

**4**

(2015)

## Population by Age Group



## Education

K-9 Enrollment

**224** (2019)

Post-secondary Enrollment

**38** (2018)



Beiseker Community School serves K-12 students from Beiseker, Irricana, Kathryn, and all the rural areas in between.



For more information, contact:

**Economic Development**

**Ph: 403-947-3774**

**Email: [beiseker@beiseker.com](mailto:beiseker@beiseker.com)**

**[www.beiseker.com](http://www.beiseker.com)**

Produced in partnership with



**[www.centralalberta.ab.ca](http://www.centralalberta.ab.ca)**

The data used to prepare this report has been sourced from the Alberta Regional Dashboard, Stats Canada 2016 Census and municipalities. The reference period is the calendar year 2015 for all Census income variables.

This report is for information purposes only and CAEP does not assume any responsibility or liability by providing it. While every effort has been made to control errors, users are advised to confirm any numbers before making decisions or assumptions based on the information in this document. Data prepared by Pinnacle Communication & Media Inc. on behalf of CAEP.

For more information about CAEP, contact:

**Ph: 403-357-2237**

**Email: [info@caepalberta.com](mailto:info@caepalberta.com)**